



District Report Card: 2017


State: Bihar	District: Kaimur (bhabua)
Class: 3	Subject: Language
Schools: 61	Students: 1381


Participation/Coverage


Students

<div>GENDER</div> <div></div>	Boys		Girls	
	Number	%	Number	%
	704	50.98	677	49.02

<div>AREA</div> <div></div>	Rural		Urban	
	Number	%	Number	%
	1329	96.23	52	3.77

<div>CATEGORY</div> <div></div>	SC		ST		OBC		GEN	
	Number	%	Number	%	Number	%	Number	%
	371	26.86	83	6.01	798	57.78	129	9.34

<div>CWSN</div> <div></div>	LD	VI	HI	S&LD	ID	Oth
	0	23	1	1	2	1

<div>Management</div> <div></div>	Government		Government-aided	
	Number	%	Number	%
	1356	98.19	25	1.81

Average Performance of Students in Language (%)

Overall	Gender		Area		Management		Social Group			
	Male	Female	Rural	Urban	Govt.	Aided	SC	ST	OBC	GEN
66.03	65.83	66.23	65.81	71.54	66.12	61.33	62.34	63.69	67.60	68.42

Performance on Learning Outcomes (LOs)

Learning Outcomes	Description	Average Performance(%)
L304	Reads small texts with comprehension i.e., identifies main ideas, details, sequence and draws conclusions	67.27
L312	Reads printed scripts on the classroom walls: poems, posters, charts etc.	63.55

Range of Performance of Students who Answered Correctly							
Below 30%		30% - 50%		50% - 75%		Above 75%	
Number	%	Number	%	Number	%	Number	%
113	8.18	226	16.36	508	36.78	534	38.67

Lowest Performing Learning Outcomes (LOs)

1 - Reads printed scripts on the classroom walls: poems, posters, charts etc. (63.55)

2 - Reads small texts with comprehension i.e., identifies main ideas, details, sequence and draws conclusions (67.27)